

CheckPoint™

Breath Alcohol Test

INSTRUCTIONS

Before You Test

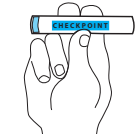
- Read the instructions carefully.
- Do not use after the expiration date.
- Make sure the crystals are yellow.
- Do not use if inner glass capsule is broken or if crystals are blue/green.
- This is not a self-test. Have someone who has not been drinking help you conduct the test.

STEP 1



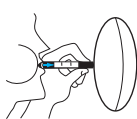
Wait 15 minutes after last alcoholic drink, or rinse your mouth with 10 oz. of water before use.

STEP 2



Squeeze the middle of test to break inner glass capsule. Squeeze only once. Do not bend or twist. Rotate to distribute crystals in viewing area. Use test immediately.

STEP 3



With Blow Bag:

Attach blow bag to back end of test. Blow hard through test in one continuous breath until blow bag is fully inflated. Remove blow bag and lay test flat and wait two minutes.



Without Blow Bag:

Blow hard into end of test for 12 seconds in one continuous breath. Do not inhale through test. Lay test flat and wait two minutes.

STEP 4



Read the results between two minutes and three hours after performing the test.

READING RESULTS



POSITIVE RESULTS:

Most of the crystals are light aqua (green/blue, blue/green) color.

Your alcohol level is at or above the level printed on the test device.



NEGATIVE RESULTS:

Most of the crystals are light yellow. The yellow may be a different color than an unused test device, or may be very pale yellow.

Your alcohol level is below the level printed on the test device.

Compare results against one or more unused tests. If most of the crystals are not aqua or green color, then the test is negative.

For best results read test in indirect sunlight, incandescent or florescent lighting. The color change may be difficult to see under some streetlights and in dim light.

CheckPoint™

Breath Alcohol Test

INSTRUCTIONS

Before You Test

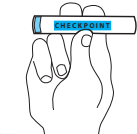
- Read the instructions carefully.
- Do not use after the expiration date.
- Make sure the crystals are yellow.
- Do not use if inner glass capsule is broken or if crystals are blue/green.
- This is not a self-test. Have someone who has not been drinking help you conduct the test.

STEP 1



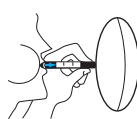
Wait 15 minutes after last alcoholic drink, or rinse your mouth with 10 oz. of water before use.

STEP 2



Squeeze the middle of test to break inner glass capsule. Squeeze only once. Do not bend or twist. Rotate to distribute crystals in viewing area. Use test immediately.

STEP 3



With Blow Bag:

Attach blow bag to back end of test. Blow hard through test in one continuous breath until blow bag is fully inflated. Remove blow bag and lay test flat and wait two minutes.



Without Blow Bag:

Blow hard into end of test for 12 seconds in one continuous breath. Do not inhale through test. Lay test flat and wait two minutes.

STEP 4



Read the results between two minutes and three hours after performing the test.

READING RESULTS



POSITIVE RESULTS:

Most of the crystals are light aqua (green/blue, blue/green) color.

Your alcohol level is at or above the level printed on the test device.



NEGATIVE RESULTS:

Most of the crystals are light yellow. The yellow may be a different color than an unused test device, or may be very pale yellow.

Your alcohol level is below the level printed on the test device.

Compare results against one or more unused tests. If most of the crystals are not aqua or green color, then the test is negative.

For best results read test in indirect sunlight, incandescent or florescent lighting. The color change may be difficult to see under some streetlights and in dim light.

CheckPoint™

Breath Alcohol Test

INSTRUCTIONS

Intended Use

The CheckPoint is a pass/fail test to test for alcohol in human breath. The CheckPoint is a disposable device designed for one-time use. The CheckPoint alcohol test is a screening test that gives preliminary results.

Principle of Operation

The CheckPoint uses a chemical reaction that changes color to indicate the presence of alcohol. When alcohol is present in the breath at a high enough concentration, the chemical reaction causes the yellow crystals to change to a green/blue or blue/green color. The CheckPoint devices are calibrated to change color, indicating a positive test, at a specific breath alcohol level. The CheckPoint comes in four different alcohol levels: .02, .04, .05, and .08%. The alcohol level for each device is printed on the label of the device.

Storage

Store at room temperature (50° to 85° F) away from direct sunlight.

Warnings, Precautions & Limitations

- Alcohol impairs judgment. Do not test yourself OR drive if you have been drinking. Do not use this test to determine if it is safe for you to drive. The actual result may be significantly higher or lower than indicated by this product. Someone who has not been drinking should help conduct the test and read the results.
- Keep out of the reach of children.
- Do not immerse in liquid.
- Do not inhale or eat the contents of the test. This product contains potassium dichromate, a hazardous chemical. If ingested, induce vomiting and contact your physician.
- The CheckPoint is not intended to legally determine the presence of alcohol or concentration of alcohol in a person. This product should be used only as a screening device and is only an indication of the possible presence of alcohol in the blood of the user. The exact level of alcohol in the blood cannot be accurately determined by using this product. The actual result may be significantly higher or lower than indicated by this product.
- A positive result should be taken as a warning that a subject may have detectable alcohol in their system. A positive result should be confirmed by an evidentiary alcohol test before any legal or workplace actions are taken.
- There may be times that a person tests negative and later show that he or she is under the influence of alcohol or their judgment had been impaired by alcohol.
- For best results read test in indirect sunlight, incandescent or florescent lighting. The color change may be difficult to see under some streetlights and in dim light and poorly light areas.
- Do not use if glass tube is broken or if crystals are green or are not yellow.
- Do not interpret the test if color blind or visually impaired.
- Do not use after expiration date marked on package.

Disclaimer

The use of this device and the decisions of the user based on the results of the test are his/her sole responsibilities. The manufacturer, distributor or retailers are not responsible for the user's actions. The test is intended to give preliminary results only and does not determine intoxication levels. Positive test results suggest the presence of alcohol and should be confirmed with an evidential alcohol test.

Technical Assistance: Please call 800.227-9890 weekdays between 8 am and 5 pm for technical assistance, or email info@alcoopro.com.

Manufactured by:
AlcoPro, Inc.
Knoxville, Tennessee 37919
Made in the U.S.A.

Wj & } d[||^å
REV: 1
©2/1/11

CheckPoint™

Breath Alcohol Test

INSTRUCTIONS

Intended Use

The CheckPoint is a pass/fail test to test for alcohol in human breath. The CheckPoint is a disposable device designed for one-time use. The CheckPoint alcohol test is a screening test that gives preliminary results.

Principle of Operation

The CheckPoint uses a chemical reaction that changes color to indicate the presence of alcohol. When alcohol is present in the breath at a high enough concentration, the chemical reaction causes the yellow crystals to change to a green/blue or blue/green color. The CheckPoint devices are calibrated to change color, indicating a positive test, at a specific breath alcohol level. The CheckPoint comes in four different alcohol levels: .02, .04, .05, and .08%. The alcohol level for each device is printed on the label of the device.

Storage

Store at room temperature (50° to 85° F) away from direct sunlight.

Warnings, Precautions & Limitations

- Alcohol impairs judgment. Do not test yourself OR drive if you have been drinking. Do not use this test to determine if it is safe for you to drive. The actual result may be significantly higher or lower than indicated by this product. Someone who has not been drinking should help conduct the test and read the results.
- Keep out of the reach of children.
- Do not immerse in liquid.
- Do not inhale or eat the contents of the test. This product contains potassium dichromate, a hazardous chemical. If ingested, induce vomiting and contact your physician.
- The CheckPoint is not intended to legally determine the presence of alcohol or concentration of alcohol in a person. This product should be used only as a screening device and is only an indication of the possible presence of alcohol in the blood of the user. The exact level of alcohol in the blood cannot be accurately determined by using this product. The actual result may be significantly higher or lower than indicated by this product.
- A positive result should be taken as a warning that a subject may have detectable alcohol in their system. A positive result should be confirmed by an evidentiary alcohol test before any legal or workplace actions are taken.
- There may be times that a person tests negative and later show that he or she is under the influence of alcohol or their judgment had been impaired by alcohol.
- For best results read test in indirect sunlight, incandescent or florescent lighting. The color change may be difficult to see under some streetlights and in dim light and poorly light areas.
- Do not use if glass tube is broken or if crystals are green or are not yellow.
- Do not interpret the test if color blind or visually impaired.
- Do not use after expiration date marked on package.

Disclaimer

The use of this device and the decisions of the user based on the results of the test are his/her sole responsibilities. The manufacturer, distributor or retailers are not responsible for the user's actions. The test is intended to give preliminary results only and does not determine intoxication levels. Positive test results suggest the presence of alcohol and should be confirmed with an evidential alcohol test.

Technical Assistance: Please call 800.227-9890 weekdays between 8 am and 5 pm for technical assistance, or email info@alcoopro.com.

Manufactured by:
AlcoPro, Inc.
Knoxville, Tennessee 37919
Made in the U.S.A.

Wj & } d[||^å
REV: 1
©2/1/11